


The Original Innovator in Solar Pool Heating

- Patented Sun Tracking Tube and Curved Web Design**
 Maximizes heat gain throughout the day.
- Multi-Plate Construction**
 Allows for wind relief during extreme weather conditions as well as for thermal expansion and contraction.
- Stainless Steel Mounting Hardware**
 Greater strength and rust free with fewer mounting points for easy installation.
- All Welded Construction**
 For maximum strength and durability.
- Direct Flow Design**
 Compatible with today's high flow, high efficiency pool filtration systems – available in low profile 1-1/2" manifold for residential pools or a 2" heavy duty commercial design.



Collector Cross Section showing heat trap design for better all day performance, even on windy days.

TECHNICAL DATA

DIMENSIONS

Model Number	Model 1500 Series			Model 2000 Series		
	10001-5	10001-2	10001-1	10204-12	10204-10	10204-8
Nominal Size ft.	4x12	4x10	4x8	4x12	4x10	4x8
Overall Collector Length-in	144.0	120.0	96.0	144.0	120.0	96.0
Collector Width-in	47.0	47.0	47.0	47.0	47.0	47.0
Manifold Length-in	50.5	50.5	50.5	50.5	50.5	50.5
Manifold O.D.-in	1.9	1.9	1.9	2.4	2.4	2.4
Manifold I.D.-in	1.5	1.5	1.5	2.0	2.0	2.0
Gross Collector Area-ft ²	47.3	39.3	31.4	47.3	39.3	31.4
Net Collector Area-ft ²	47.3	39.3	31.4	47.3	39.3	31.4

WEIGHTS

Dry-lbs	21.3	17.1	14.3	22.3	18.1	15.3
Wet-lbs	48.0	41.6	35.1	54.0	47.6	41.1
Wet lbs-ft ²	1.0	1.0	1.1	1.1	1.2	1.3
Fluid Capacity-gal	3.2	2.9	2.5	3.8	3.5	3.1

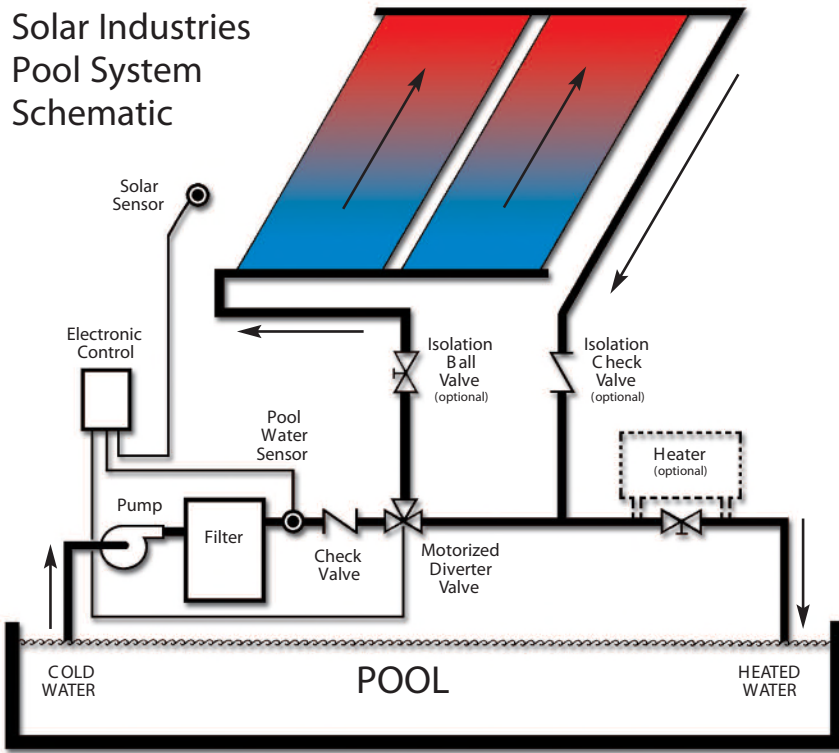
FLUID FLOW RATES

Model Number	Model 1500 Series			Model 2000 Series		
	10001-5	10001-2	10001-1	10204-12	10204-10	10204-8
Maximum-GPM	10.0	10.0	10.00	10.0	10.0	10.0
Minimum-GPM	3.0	2.5	2.5	3.0	2.5	2.5
Recommended-GPM	5.0	4.0	3.25	5.0	4.0	3.25
Max. Collector with Single Feed @ Recommended Flow Rate	10	12	12	12	14	14

PRESSURES

Pressure Drop:	0.14 ft head (0.06PSI) pressure loss @ recommended flow rate 0.09 ft head (0.04PSI) pressure loss @ minimum flow rate
Max. Fluid Pressure:	Greater than 85 PSI @ 80°F
Recommended Max Operating Pressure:	35 PSI @ 140°F

Solar Industries Pool System Schematic



THERMAL PERFORMANCE RATINGS
 Thermal Performance Equation - n = 85.8 - 3.42
 Incident Angle Modifier-Kqr = 1.0 - 0.03
 (Rated in accordance with ASHRAE standard 96-80)

Florida Solar Energy Center Certification
 4x12 - 47,700 (BTU's per std day)
 4x10 - 39,800 (BTU' s per std day)
 4x8 - 31,800 (BTU' s per std day)

GUIDE SPECIFICATIONS

Contractor to supply and install _____ collectors, nominal size (4x12, 4x10, 4x8) with overall frontal area of (47.3, 39.3, 31.4) square feet each. Collectors shall be fabricated from a propylene copolymer with stabilizer combination providing long term resistance to heat and light. The weight of collector when filled with water shall be no more than 1.3 pounds per square foot of frontal area. The collectors shall be capable of withstanding an internal static pressure of 85 psi at operating temperature and shall be resistant to corrosion, freezing, and internal scale accumulation.

Collectors shall be capable of thermal performances of at least 85% efficiency when inlet fluid temperature equals ambient temperature and be capable of collecting solar energy when the inlet fluid temperature exceeds the ambient temperature by 60 °F with 250 BTU per square foot per hour.

Pressure head loss of a single panel must not exceed 0.14 feet water at recommended flow rate.

Collector shall have multi-plate design to allow for moisture ventilation of the mounting surface and wind relief during adverse weather conditions.

Collector mounting shall consist of 18-8 chromium-nickel stainless steel mounting hardware with a minimum of two continuous transverse straps having black polypropylene coating. Transverse straps shall be fastened with 18-8 chromium-nickel stainless steel clamps and brackets.

Water connections shall be made with hose sections made from EPDM (ethylene-propylene-diene-terpolymer) 70 durometer minimum hardness. Hose clamps shall be all stainless worm gear type with 18-8 chromium-nickel stainless band.

The collectors shall meet or exceed the minimum standards established by the Florida Solar Energy Center, other applicable nationally recognized standards, and shall be manufactured in the U.S.A.

CERTIFICATIONS, APPROVALS & TESTING

Solar Industries Solar Pool Heating Systems meet or exceed the criteria for approvals from the following accredited independent laboratories and agencies:

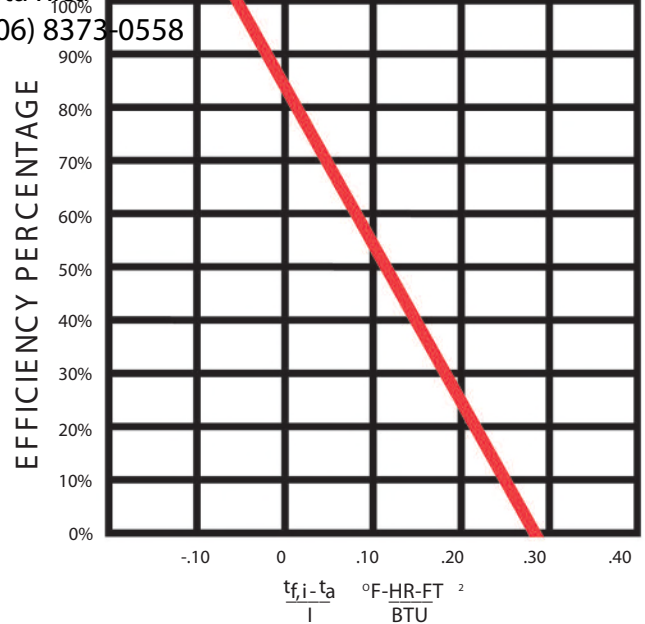
- International Association of Plumbing and Mechanical Officials (IAPMO)
- National Sanitation Foundation
- Florida Solar Energy Center
- Dade County
- City of Los Angeles
- DOE- Bright W ay Program

Pressure Drop in Head/Feet with Multiple Solar Industries Collectors

In Santa Ana, Costa Rica
 (506) 2582-0623 / (506) 8373-0558

Model	25 GPM	30 GPM	40 GPM	50 GPM	60 GPM	70 GPM
Model 1500 Series - 1'-1/2"						
8 Collectors	0.6	0.9	1.6	/	/	/
10 Collectors	/	1.3	1.8	3.1	/	/
12 Collectors	/	/	2.4	3.3	4.5	/
Model 2000 Series - 2"						
8 Collectors	0.3	0.5	1.0	/	/	/
10 Collectors	/	0.6	1.1	1.6	/	/
12 Collectors	/	/	1.3	1.8	2.5	/
14 Collectors	/	/	/	1.8	2.6	3.0

Instantaneous Efficiency of Solar Industries Collectors



Solar Industries
 Solar Pool Heating Systems



Available through:



(506) 2582-0623

In Santa Ana Costa Rica
 solar@solarcostarica.com

30 years
 SERVICE & LEADERSHIP
 solarindustries.com